


## IMPORTANT INFORMATION

### Exolus<sup>®</sup> Wall Light

WL1726



#### Disconnect electricity supply before installation

To be installed by qualified personnel only, in accordance with current building and wiring regulations.

When installing, we recommend wearing disposable gloves to avoid fingerprinting to the paint work of the luminaire.

Read leaflet fully before installation.

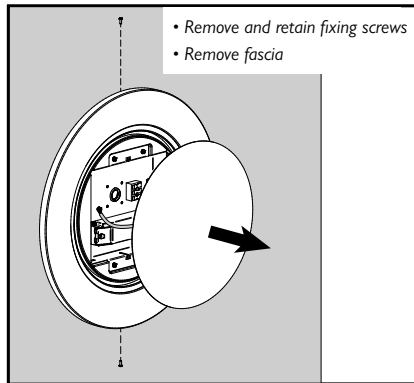
**Hacel**<sup>®</sup>  
Fluent in Lighting

THE SILVERLINK, WALLSEND, NEWCASTLE UPON TYNE,  
TYNE & WEAR, NE28 9ND

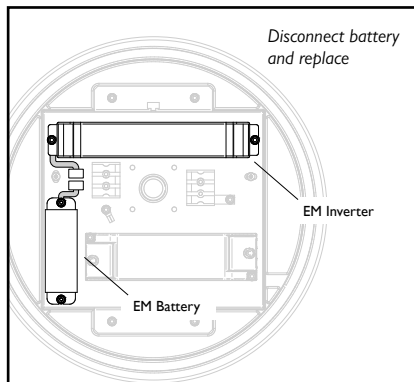
Technical: (0191) 280 9914  
Email: [technical@hacel.co.uk](mailto:technical@hacel.co.uk)  
Web: [www.hacel.co.uk](http://www.hacel.co.uk)

## Emergency Battery Replacement

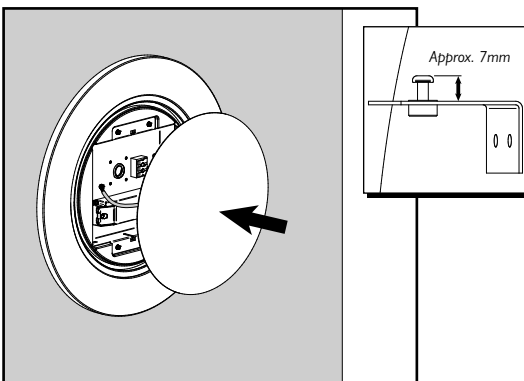
1



2

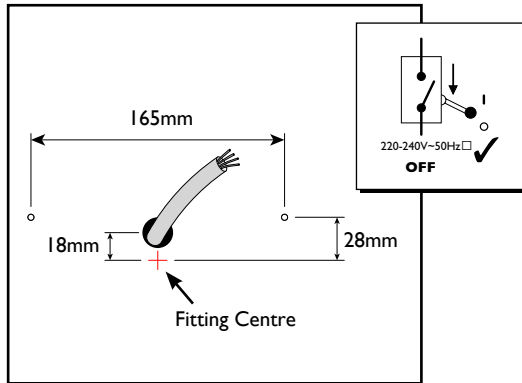


3



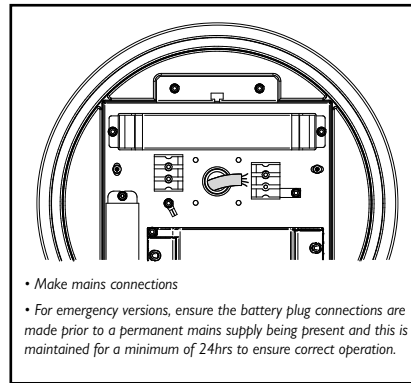
## Preparation

1



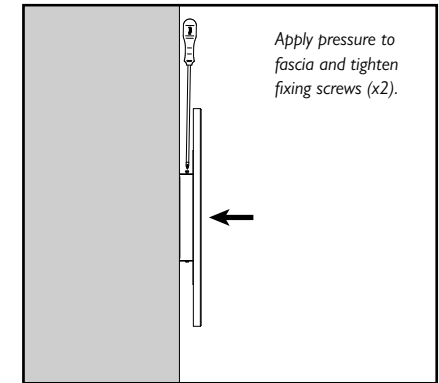
## Installation Cont.

2

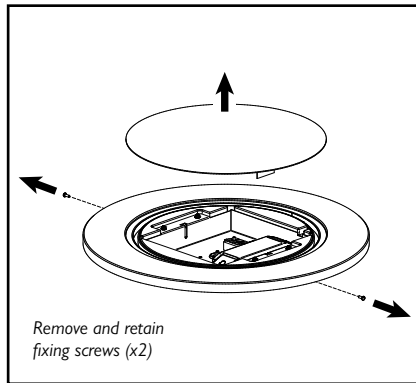


## Installation Cont.

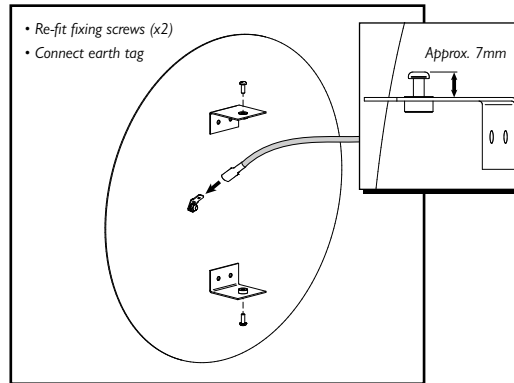
5



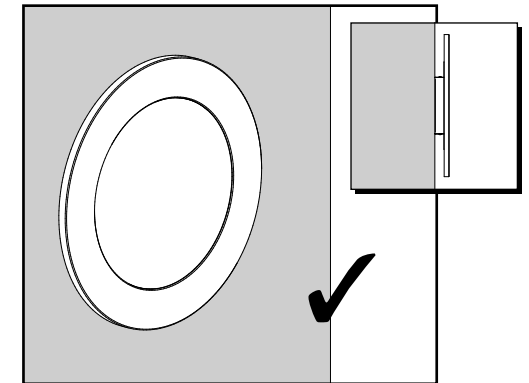
2



3

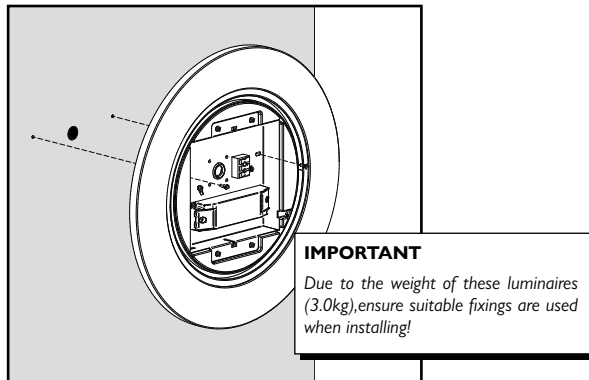


6



## Installation

1



4

