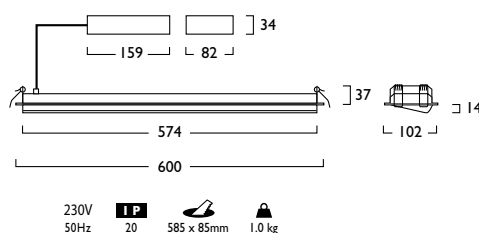




## Wallwasher Recessed

LED

|         |       |     |    |   |     |
|---------|-------|-----|----|---|-----|
| 22W LED | IM292 | LED | 22 | 1 | 358 |
| 28W LED | IM292 | LED | 28 | 1 | 358 |

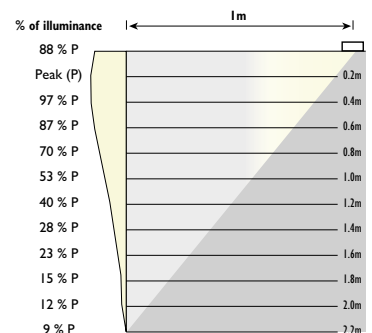
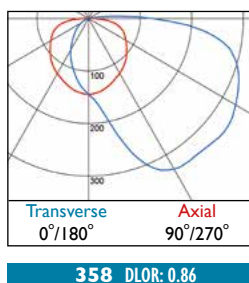


Designed for plasterboard type ceilings

| 3 | Warm White LED (3000K)    | CRI 80 | 22W           | 28W           |
|---|---------------------------|--------|---------------|---------------|
|   | Lumen Output              |        | 3704 lm       | 4564 lm       |
|   | LOR                       |        | 0.86          | 0.86          |
|   | CRI                       |        | 80            | 80            |
|   | Total Power               |        | 24.4W         | 29.5W         |
|   | Power Factor              |        | 0.96          | 0.95          |
|   | Running Current           |        | 0.11A         | 0.14A         |
|   | Inrush Current (Std)      |        | 16.0A (229us) | 10.0A (100us) |
|   | Inrush Current (Dim)      |        | 25.0A (141us) | 28.0A (195us) |
|   | Efficacy                  |        | 130 lm/W      | 133 lm/W      |
|   | Emergency Output (BLF)    |        | N/A           | N/A           |
| 4 | Neutral White LED (4000K) | CRI 80 | 22W           | 28W           |
|   | Lumen Output              |        | 3876 lm       | 4776 lm       |
|   | LOR                       |        | 0.86          | 0.86          |
|   | CRI                       |        | 80            | 80            |
|   | Total Power               |        | 24.4W         | 29.5W         |
|   | Power Factor              |        | 0.96          | 0.95          |
|   | Running Current           |        | 0.11A         | 0.14A         |
|   | Inrush Current (Std)      |        | 16.0A (229us) | 10.0A (100us) |
|   | Inrush Current (Dim)      |        | 25.0A (141us) | 28.0A (195us) |
|   | Efficacy                  |        | 136 lm/W      | 139 lm/W      |
|   | Emergency Output (BLF)    |        | N/A           | N/A           |

- Unique extruded aluminium 'drop down' asymmetric design
- Available in a choice of lumen outputs, delivering up to 4776 lumens
- Efficacies up to 139 lm/W
- Delivers illumination directly into the wall and ceiling junction
- Colour stability within 3 MacAdams
- Featuring DALI, Digital and Switch Dim versions
- Life expectancy in excess of 72,000 hours (L80 B10)
- Wireless Lighting Control available

### Photometrics



- A Integral Driver/Remote
- J Switch Dim
- S DALI Dim
- L DALI Bluetooth

3 Warm (3000K) 4 Neutral (4000K)

I White (RAL 9010)

Interconnection options available contact Sales

Tel: (0191) 280 9911 Email: [technical@hacel.co.uk](mailto:technical@hacel.co.uk) Web: [www.hacel.co.uk](http://www.hacel.co.uk) V4 - 04/2026

\* All values provided in this document are subject to International standards and electronic components from leading suppliers which are subject to +/- 10% tolerance and apply at an ambient temperature of 25°C. Hacel Lighting look to constantly improve it's product and reserve the right to change specifications without prior notification.