




# Linear Light5

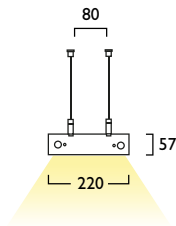
## Direct

### Link & Solo Suspended & Surface

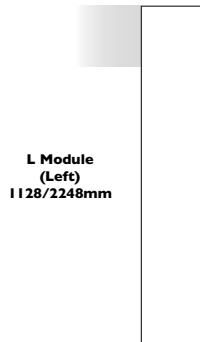
- Exciting and imaginative surface or suspended horizontal system
- Allows a diverse range of lighting scenarios to be created
- Encompasses design, performance and quality engineering
- Available in a choice of powder coated finishes including corporate colours to order
- Branded components ensure maximum level of performance and reliability
- Suspended Modules are supplied with 4x 2m Wire Suspensions
- Wireless Lighting Control available




**Link Suspended**




**Direct**



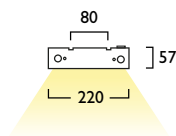
**L Module (Left)**  
1128/2248mm




**L Module (Right)**  
1128/2248mm




**Link Surface**



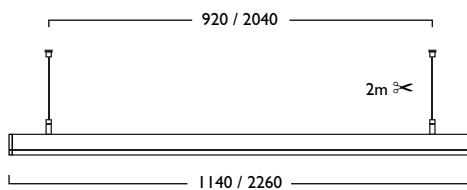
**Direct**



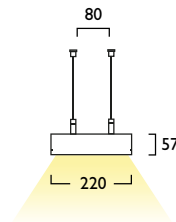
**T Module (Left)**  
1123/2243mm



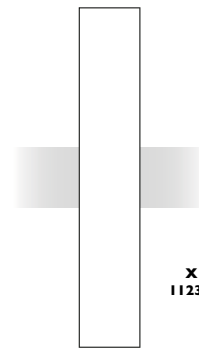
**T Module (Right)**  
1123/2243mm



**Solo Suspended**




**Direct**

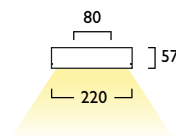


**X Module**  
1123/2243mm

Viewed from above



**Solo Surface**



**Direct**

\* All values provided in this document are subject to International standards and electronic components from leading suppliers which are subject to +/- 10% tolerance and apply at an ambient temperature of 25°C. Hacel Lighting look to constantly improve it's product and reserve the right to change specifications without prior notification.



## Linear Light5 Direct

### Link & Solo Modules

Power	LED	Length	Module	LED	Length	Module	Power	LED	Length	Module
26W	LED	1123mm	1024	LED	26	+	490			
45W	LED	1123mm	1024	LED	45	+	490			
53W	LED	2243mm	1048	LED	53	+	491			
90W	LED	2243mm	1048	LED	90	+	491			

### Link L Modules (Left)

Power	LED	Length	Module	LED	Length	Module	Power	LED	Length	Module
26W	LED	1128mm	1028	LED	26	+	490			
45W	LED	1128mm	1028	LED	45	+	490			
53W	LED	2248mm	1052	LED	53	+	491			
90W	LED	2248mm	1052	LED	90	+	491			

### Link L Modules (Right)

Power	LED	Length	Module	LED	Length	Module	Power	LED	Length	Module
26W	LED	1128mm	1032	LED	26	+	490			
45W	LED	1128mm	1032	LED	45	+	490			
53W	LED	2248mm	1056	LED	53	+	491			
90W	LED	2248mm	1056	LED	90	+	491			

### Link T Modules (Left)

Power	LED	Length	Module	LED	Length	Module	Power	LED	Length	Module
26W	LED	1123mm	1036	LED	26	+	490			
45W	LED	1123mm	1036	LED	45	+	490			
53W	LED	2243mm	1060	LED	53	+	491			
90W	LED	2243mm	1060	LED	90	+	491			

### Link T Modules (Right)

Power	LED	Length	Module	LED	Length	Module	Power	LED	Length	Module
26W	LED	1123mm	1040	LED	26	+	490			
45W	LED	1123mm	1040	LED	45	+	490			
53W	LED	2243mm	1064	LED	53	+	491			
90W	LED	2243mm	1064	LED	90	+	491			

### Link X Modules

Power	LED	Length	Module	LED	Length	Module	Power	LED	Length	Module
26W	LED	1123mm	1044	LED	26	+	490			
45W	LED	1123mm	1044	LED	45	+	490			
53W	LED	2243mm	1068	LED	53	+	491			
90W	LED	2243mm	1068	LED	90	+	491			

X Modules not available in Emergency Gear Types

230V 50Hz	IP 20	LA, LD 920 X 80mm 2040 X 80mm	LC, LF 1106 X 80mm 2226 X 80mm	7.5 kg 15.0 kg
--------------	----------	-------------------------------------	--------------------------------------	-------------------

IA	Link Suspended	IC	Link Surface
LD	Solo Suspended	LF	Solo Surface

A	Integral Driver/Remote
E	Emergency
J	Switch Dim
K	Switch Dim + Emergency
S	DALI Dim
T	DALI Dim + Emergency
C	DALI Dim + DALI Emergency
L	DALI Bluetooth
M	DALI Bluetooth + Emergency

3 Warm (3000K) 4 Neutral (4000K)

1 White (RAL 9010) 2 Urban Graphite (RAL 7046) 3 Black (RAL 9005)

556	4x 5m Suspensions (wires only)
557	2x 2m Single point, twin suspensions (wires only)
144	2x 5m Single point, twin suspensions (wires only)

- Contemporary LED Module with high quality Opal polycarbonate diffuser
- Available in a choice of lumen outputs, delivering up to 15464 lumens
- Efficacies up to 138 lm/W
- Outstanding LOR of 0.85, light distribution for general lighting applications
- Life expectancy in excess of 72,000 hours (L80 B10)
- Colour stability within 3 MacAdams
- 4x 2m suspension wires and chrome clutches for ease of adjustment
- Digital Dim and Digital Dim + Emergency options available

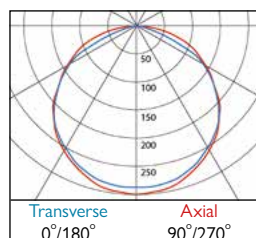
Tel: (0191) 280 9911 Email: [technical@hacel.co.uk](mailto:technical@hacel.co.uk) Web: [www.hacel.co.uk](http://www.hacel.co.uk)

\* All values provided in this document are subject to International standards and electronic components from leading suppliers which are subject to +/- 10% tolerance and apply at an ambient temperature of 25°C. Hacel Lighting look to constantly improve it's product and reserve the right to change specifications without prior notification.



## Linear Light5 Direct

3	Warm White LED (3000K)	CRI 80	26W	45W	53W	90W
	Lumen Output		4582 lm	7390 lm	9164 lm	14780 lm
	LOR		0.85	0.85	0.85	0.85
	CRI		80	80	80	80
	Total Power		29.4W	49.3W	58.9W	98.5W
	Power Factor		0.95	0.95	0.95	0.95
	Running Current		0.13A	0.23A	0.27A	0.45A
	Inrush Current		15.0A (250us)	33.0A (250us)	30.0A (250us)	66.0A (250us)
	Efficacy		132 lm/W	127 lm/W	132 lm/W	127 lm/W
	Emergency Output (BLF)		595 (13%)	591 (8%)	595 (6.5%)	591 (4%)
4	Neutral White LED (4000K)	CRI 80	26W	45W	53W	90W
	Lumen Output		4794 lm	7732 lm	9588 lm	15464 lm
	LOR		0.85	0.85	0.85	0.85
	CRI		80	80	80	80
	Total Power		29.4W	49.3W	58.9W	98.5W
	Power Factor		0.95	0.95	0.95	0.95
	Running Current		0.13A	0.23A	0.27A	0.45A
	Inrush Current		15.0A (250us)	33.0A (250us)	30.0A (250us)	66.0A (250us)
	Efficacy		138 lm/W	133 lm/W	138 lm/W	133 lm/W
	Emergency Output (BLF)		623 (13%)	618 (8%)	623 (6.5%)	618 (4%)



490-491 DLOR: 0.85