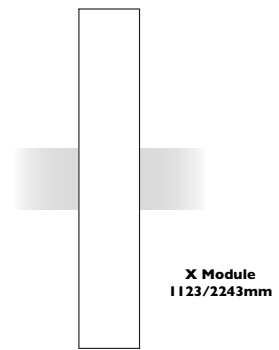
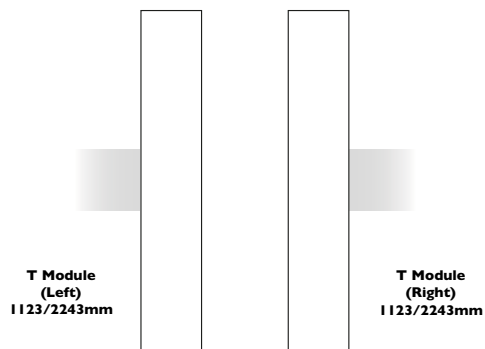
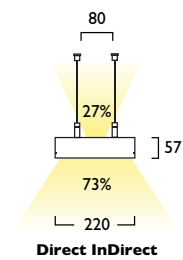
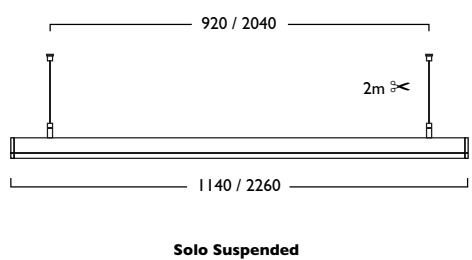
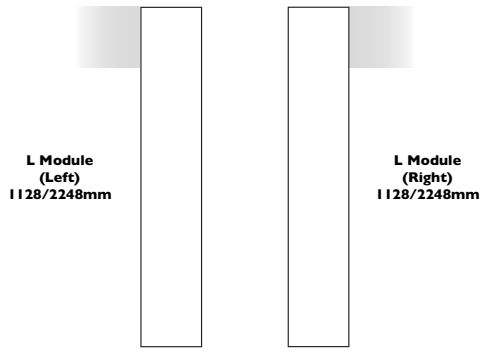
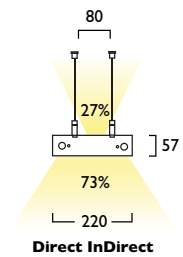
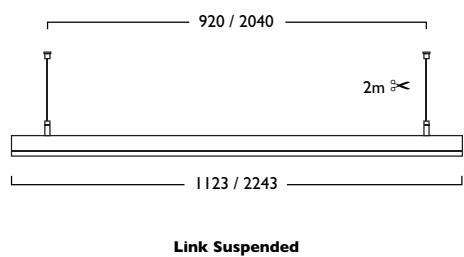


# 5 Linear Light5

## Direct Indirect

### Link & Solo Suspended

- Exciting and imaginative surface or suspended horizontal system
- Allows a diverse range of lighting scenarios to be created
- Encompasses design, performance and quality engineering
- Available in a choice of powder coated finishes including corporate colours to order
- Branded components ensure maximum level of performance and reliability
- Suspended Modules are supplied with 4x 2m Wire Suspensions
- Wireless Lighting Control available



Viewed from above

\* All values provided in this document are subject to International standards and electronic components from leading suppliers which are subject to +/- 10% tolerance and apply at an ambient temperature of 25°C. Hacel Lighting look to constantly improve it's product and reserve the right to change specifications without prior notification.



## Linear Light5 Direct Indirect

### Link & Solo Modules

LED	40W	68W	79W	136W
LED	LED	LED	LED	LED
1123mm	1123mm	2243mm	2243mm	
LB 1026	LB 1026	LB 1050	LB 1050	
LED	LED	LED	LED	
40	68	79	136	
+	+	+	+	
492	492	493	493	

### Link L Modules (Left)

LED	40W	68W	79W	136W
LED	LED	LED	LED	LED
1128mm	1128mm	2248mm	2248mm	
LB 1030	LB 1030	LB 1054	LB 1054	
LED	LED	LED	LED	
40	68	79	136	
+	+	+	+	
492	492	493	493	

### Link L Modules (Right)

LED	40W	68W	79W	136W
LED	LED	LED	LED	LED
1128mm	1128mm	2248mm	2248mm	
LB 1034	LB 1034	LB 1058	LB 1058	
LED	LED	LED	LED	
40	68	79	136	
+	+	+	+	
492	492	493	493	

### Link T Modules (Left)

LED	40W	68W	79W	136W
LED	LED	LED	LED	LED
1123mm	1123mm	2243mm	2243mm	
LB 1038	LB 1038	LB 1062	LB 1062	
LED	LED	LED	LED	
40	68	79	136	
+	+	+	+	
492	492	493	493	

### Link T Modules (Right)

LED	40W	68W	79W	136W
LED	LED	LED	LED	LED
1123mm	1123mm	2243mm	2243mm	
LB 1042	LB 1042	LB 1066	LB 1066	
LED	LED	LED	LED	
40	68	79	136	
+	+	+	+	
492	492	493	493	

### Link X Modules

LED	40W	68W	79W	136W
LED	LED	LED	LED	LED
1123mm	1123mm	2243mm	2243mm	
LB 1046	LB 1046	LB 1070	LB 1070	
LED	LED	LED	LED	
40	68	79	136	
+	+	+	+	
492	492	493	493	

X Modules not available in Emergency Gear Types

230V 50Hz IP20 LB, LE 920 X 80mm 2040 X 80mm 7.7 kg 15.4 kg

LB Link Suspended (Direct/Indirect) LE Solo Suspended (Direct/Indirect)

- A Integral Driver/Remote
- E Emergency
- J Switch Dim
- K Switch Dim + Emergency
- S DALI Dim
- T DALI Dim + Emergency
- C DALI Dim + DALI Emergency
- L DALI Bluetooth
- M DALI Bluetooth + Emergency

3 Warm (3000K) 4 Neutral (4000K)

1 White (RAL 9010) 2 Urban Graphite (RAL 7046) 3 Black (RAL 9005)

- 556 4x 5m Suspensions (wires only)
- 557 2x 2m Single point, twin suspensions (wires only)
- 144 2x 5m Single point, twin suspensions (wires only)

Tel: (0191) 280 9911 Email: technical@hacel.co.uk Web: www.hacel.co.uk

\* All values provided in this document are subject to International standards and electronic components from leading suppliers which are subject to +/- 10% tolerance and apply at an ambient temperature of 25°C. Hacel Lighting look to constantly improve its product and reserve the right to change specifications without prior notification.

- Contemporary LED Module with high quality Opal polycarbonate diffuser
- Available in a choice of lumen outputs, delivering up to 23196 lumens
- Efficacies up to 131 lm/W
- Outstanding LOR of 0.77, light distribution for general lighting applications
- Life expectancy in excess of 72,000 hours (L80 B10)
- Colour stability within 3 MacAdams
- 4x 2m suspension wires and chrome clutches for ease of adjustment
- Digital Dim and Digital Dim + Emergency options available

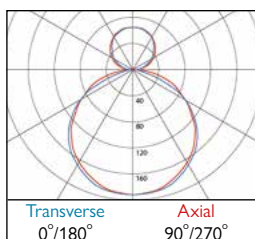
**Hacel**<sup>®</sup>  
Fluent in Lighting



## Linear Light5 Direct Indirect

	CRI 80	40W	68W	79W	136W
<b>3 Warm White LED (3000K)</b>					
Lumen Output		6873 lm	11085 lm	13746 lm	22170 lm
LOR		0.77	0.77	0.77	0.77
CRI		80	80	80	80
Total Power		42.0W	71.2W	84.0W	142.4W
Power Factor		0.98	0.99	0.98	0.99
Running Current		0.19A	0.31A	0.37A	0.63A
Inrush Current		57.7A (217us)	57.7A (217us)	115.4A (217us)	115.4A (217us)
Efficacy		126 lm/W	119 lm/W	126 lm/W	119 lm/W
Emergency Output (BLF)		595 lm (13%)*	591 lm (8%)*	595 lm (6.5%)*	591 lm (4%)*
<b>4 Neutral White LED (4000K)</b>					
Lumen Output		7191 lm	11598 lm	14382 lm	23196 lm
LOR		0.77	0.77	0.77	0.77
CRI		80	80	80	80
Total Power		42.0W	71.2W	84.0W	142.4W
Power Factor		0.98	0.99	0.98	0.99
Running Current		0.19A	0.31A	0.37A	0.63A
Inrush Current		57.7A (217us)	57.7A (217us)	115.4A (217us)	115.4A (217us)
Efficacy		131 lm/W	125 lm/W	131 lm/W	125 lm/W
Emergency Output (BLF)		623 lm (13%)*	618 lm (8%)*	623 lm (6.5%)*	618 lm (4%)*

\* % of Direct illumination



492-493 DLOR: 0.58 ULOR: 0.19