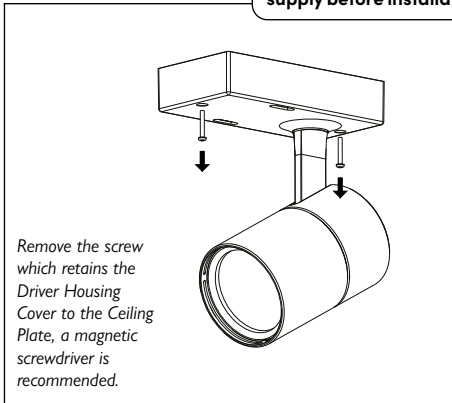


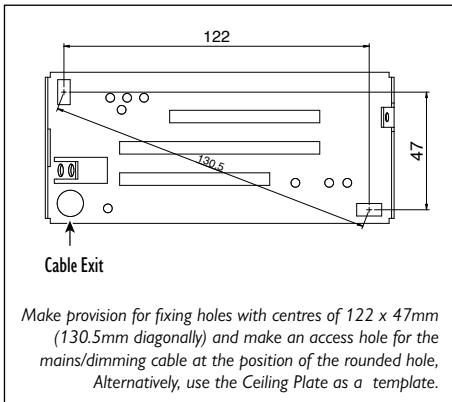
Installation Surface Version

Disconnect electricity supply before installation

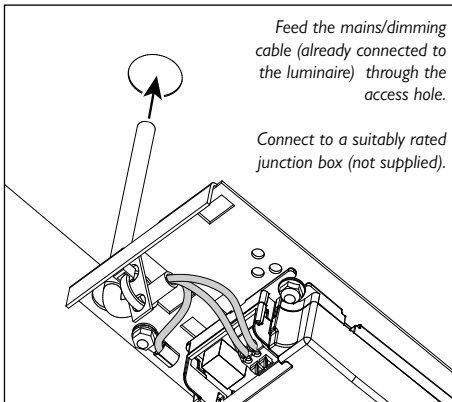
1



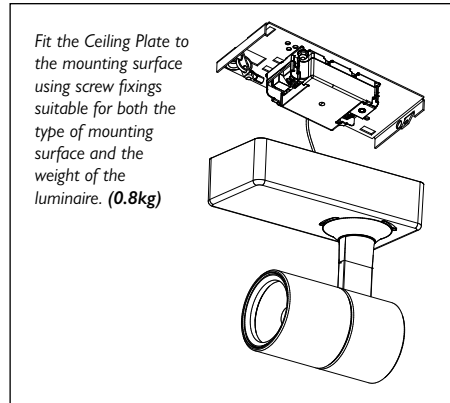
2



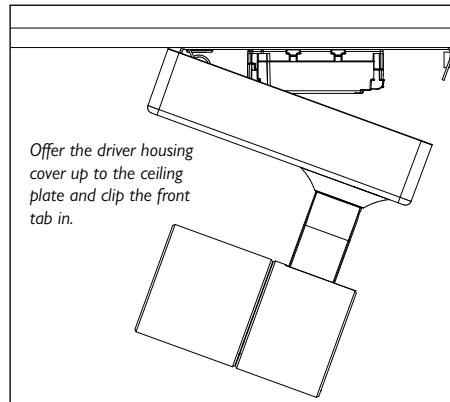
3



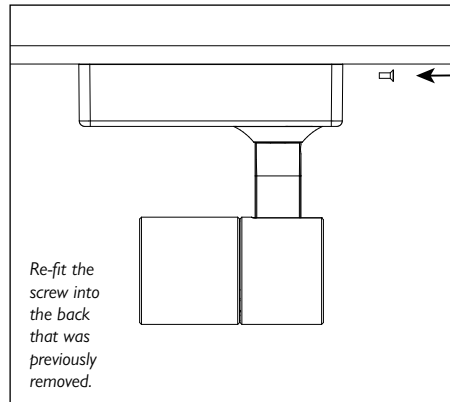
4



5



5



IMPORTANT INFORMATION

Encore[®] 60 / Encore[®] 80

IS1690/IS1691

IS1700/IS1701



Disconnect electricity supply before installation

To be installed by qualified personnel only, in accordance with current building and wiring regulations.

When installing, we recommend wearing disposable gloves to avoid fingerprinting to the paint work of the luminaire.

Ensure a minimum 1m clearance between the lens and any objects directly in front of it to prevent overheating.

Read leaflet fully before installation.

Due to the weight of luminaires, ensure suitable fixings are used when installing.

Hacel[®]
Fluent in Lighting

THE SILVERLINK, WALLSEND, NEWCASTLE UPON TYNE,
TYNE & WEAR, NE28 9ND

Technical: (0191) 280 9914

Email: technical@hacel.co.uk

Web: www.hacel.co.uk