
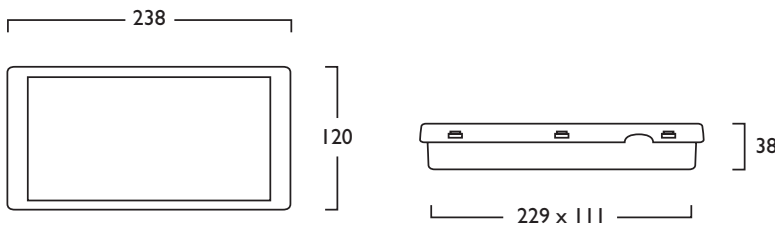


# IMPORTANT INFORMATION

## Emerge Escape IP65 WL1541 / WL1542



**Ensure electrical supply is isolated before fitting and/or making any electrical connections.  
Luminaires should be disconnected from the mains supply before any High Voltage Insulation tests are carried out.**



230V  
50Hz

**IP**  
65

 0.5 kg

 160mm

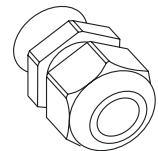
### Conductor Size

0.75 2 mm<sup>2</sup> solid or multi strand wire

Strip Length: 6.0 - 8.5mm

### IP65 Installation

When used in IP 65 environments, a suitable 20 mm cable entry grommet should be used (not supplied)



### Product Safety

- The live supply is protected against failure with an internal non replaceable fuse.
- Ensure that incoming cables are fixed in place with provided cable clamp to provide strain relief.

### Important Notes:

- Emerge Escape emergency luminaire is suitable for indoor use only.
- The LED light source is non replaceable. Once the LED's reach end of life, the entire luminaire will need to be replaced.
- If the luminaire no longer meets its rated duration of operation after the 24hour battery recharge period, the battery must be replaced.
- For battery replacement order codes, please contact Hacer Lighting.
- Permanent damage to the control gear may occur if battery polarity is reversed.
- Basic insulation is provided between live and DALI control conductors.

**Reconnect the electrical supply and test the installation.**