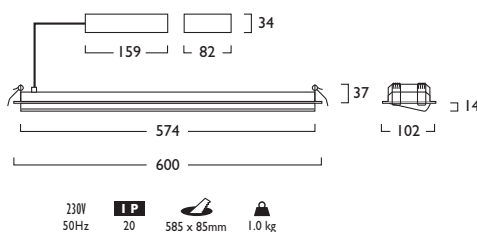


Wallwasher Recessed

LED					
22W LED	IM292	LED	22	1	358
28W LED	IM292	LED	28	1	358



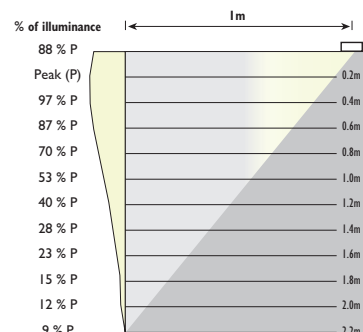
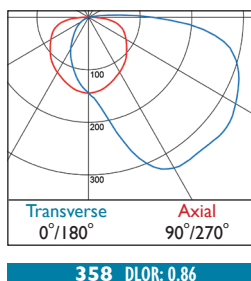
Designed for plasterboard type ceilings

3	Warm White LED (3000K)	CRI 80	22W	28W
	Lumen Output		3704 lm	4564 lm
	LOR		0.86	0.86
	CRI		80	80
	Total Power		24.4W	29.5W
	Power Factor		0.96	0.95
	Running Current		0.11A	0.14A
	Inrush Current (Std)		16.0A (229us)	10.0A (100us)
	Inrush Current (Dim)		25.0A (141us)	28.0A (195us)
	Efficacy		130 lm/W	133 lm/W
	Emergency Output (BLF)		N/A	N/A

4	Neutral White LED (4000K)	CRI 80	22W	28W
	Lumen Output		3876 lm	4776 lm
	LOR		0.86	0.86
	CRI		80	80
	Total Power		24.4W	29.5W
	Power Factor		0.96	0.95
	Running Current		0.11A	0.14A
	Inrush Current (Std)		16.0A (229us)	10.0A (100us)
	Inrush Current (Dim)		25.0A (141us)	28.0A (195us)
	Efficacy		136 lm/W	139 lm/W
	Emergency Output (BLF)		N/A	N/A

- Unique extruded aluminium 'drop down' asymmetric design
- Available in a choice of lumen outputs, delivering up to 4776 lumens
- Efficacies up to 139 lm/W
- Outstanding performance with an LOR of 0.86
- Utilises high quality lighting class LED semiconductors
- Delivers illumination directly into the wall and ceiling junction
- Tridonic converters including DALI, Digital and Switch Dim versions
- Life expectancy in excess of 72,000 hours (L80 B10)
- Wireless Lighting Control available, see Connected video for full overview

Photometrics



Gear type F must be operated through a DSI

- A Integral Driver
- F Digital Dim
- J Switch Dim
- S DALI Dim
- L DALI Bluetooth

3 Warm (3000K) 4 Neutral (4000K)

I White (RAL 9010)

Interconnection options available contact Sales

Tel: (0191) 280 9911 Email: technical@hacel.co.uk Web: www.hacel.co.uk

