

3	Warm White LED (3000K)	CRI 80				CRI 90			
		8W	15W	24W	34W	8W	15W	24W	34W
	Lumen Output	1465 lm	2581 lm	3916 lm	5191 lm	1241 lm	2186 lm	3317 lm	4397 lm
	LOR	0.93	0.93	0.93	0.93	0.93	0.93	0.93	0.93
	CRI	80	80	80	80	90	90	90	90
	Total Power	9.3W	17.8W	26.2W	36.7W	9.3W	17.8W	26.2W	36.7W
	Power Factor	0.90	0.90	0.95	0.95	0.90	0.90	0.95	0.95
	Running Current	0.04A	0.09A	0.12A	0.17A	0.04A	0.09A	0.12A	0.17A
	Inrush Current (Std)	8.0A (80us)	1.5A (60us)	8.0A (40us)	24.7A (268us)	8.0A (80us)	1.5A (60us)	8.0A (40us)	24.7A (268us)
	Inrush Current (Dim)	15.0A (243us)	25.0A (141us)	28.0A (195us)	28.0A (195us)	15.0A (243us)	25.0A (141us)	28.0A (195us)	28.0A (195us)
	Efficacy	146 lm/W	134 lm/W	139 lm/W	131 lm/W	124 lm/W	114 lm/W	117 lm/W	111 lm/W
	Emergency Output (BLF)	468 (32%)	412 (16%)	430 (11%)	415 (8%)	397 (32%)	349 (16%)	364 (11%)	351 (8%)

4	Neutral White LED (4000K)	CRI 80				CRI 90			
		8W	15W	24W	34W	8W	15W	24W	34W
	Lumen Output	1527 lm	2691 lm	4083 lm	5413 lm	1304 lm	2297 lm	3486 lm	4621 lm
	LOR	0.93	0.93	0.93	0.93	0.93	0.93	0.93	0.93
	CRI	80	80	80	80	90	90	90	90
	Total Power	9.3W	17.8W	26.2W	36.7W	9.3W	17.8W	26.2W	36.7W
	Power Factor	0.90	0.90	0.95	0.95	0.90	0.90	0.95	0.95
	Running Current	0.04A	0.09A	0.12A	0.17A	0.04A	0.09A	0.12A	0.17A
	Inrush Current (Std)	8.0A (80us)	1.5A (60us)	8.0A (40us)	24.7A (268us)	8.0A (80us)	1.5A (60us)	8.0A (40us)	24.7A (268us)
	Inrush Current (Dim)	15.0A (243us)	25.0A (141us)	28.0A (195us)	28.0A (195us)	15.0A (243us)	25.0A (141us)	28.0A (195us)	28.0A (195us)
	Efficacy	152 lm/W	140 lm/W	144 lm/W	137 lm/W	130 lm/W	120 lm/W	123 lm/W	117 lm/W
	Emergency Output (BLF)	488 (32%)	430 (16%)	449 (11%)	433 (8%)	417 (32%)	367 (16%)	383 (11%)	369 (8%)

Soledo® Square Maxi

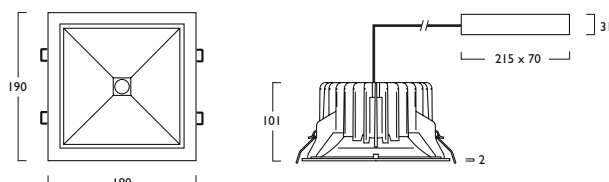


LED CRI 80

Power	LED	ID	LED	08	15	24	34	Price
8W	LED	ID1101	LED	08	15	24	34	479
15W	LED	ID1101	LED	08	15	24	34	479
24W	LED	ID1101	LED	08	15	24	34	479
34W	LED	ID1101	LED	08	15	24	34	479

LED CRI 90

Power	LED	ID	LED	08	15	24	34	Price
8W	LED	ID1102	LED	08	15	24	34	480
15W	LED	ID1102	LED	08	15	24	34	480
24W	LED	ID1102	LED	08	15	24	34	480
34W	LED	ID1102	LED	08	15	24	34	480



230V 50Hz IP20 180mm x 180mm 1.2 kg

- Class leading LED Square Downlighter
- Exceptional engineering and thermal management
- Choice of lumen outputs, delivering up to 5413 lumens
- Efficacies up to 152 lm/W
- Life expectancy in excess of 50,000 hours (L90 B10)
- CRI 80 and CRI 90 versions available, colour stability within 3 MacAdams
- Emergency versions available
- Wireless Lighting Control available, see Connected video for full overview

Gear types F & G must be operated through a DSI

- A Integral Driver
- E Emergency
- F Digital Dim
- G Digital Dim + Emergency
- J Switch Dim
- K Switch Dim + Emergency
- S DALI Dim
- T DALI Dim + Emergency
- C DALI Dim + DALI Emergency
- L DALI Bluetooth
- M DALI Bluetooth + Emergency


3 Warm (3000K) 4 Neutral (4000K)

1 White (RAL 9010) 2 Urban Graphite (RAL 7046) 3 Black (RAL 9005)

Glass Options

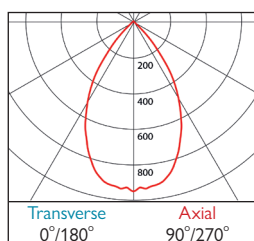
- 550 Flush Clear
- 559 Flush Etched

Tel: (0191) 280 9911 Email: technical@hacel.co.uk Web: www.hacel.co.uk



Soledo[®] Square Maxi

Photometrics



479-480 DLOR: 0.93